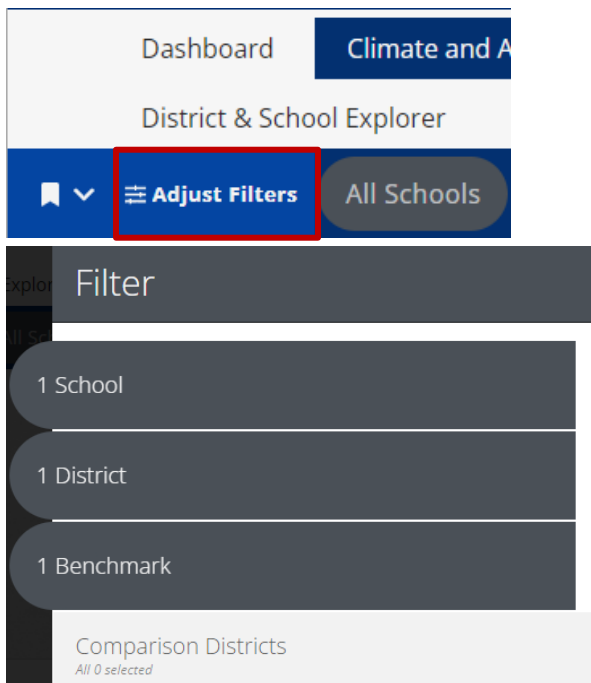


Accessing Data in InformTN

Certain metrics are available in InformTN that can be used to support districts with developing educator diversity goals. The instructions below assist the user in making comparisons for any data points in InformTN. Additional guidance for using InformTN may be found [here](#).

Filters at the top of the landing page can be used to select parameters for review.



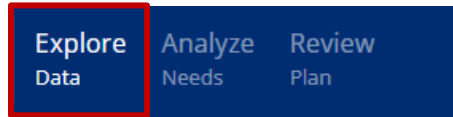
Data from various years can be accessed by selecting different years from the dropdown menu.



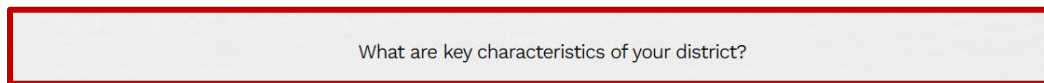

I. District/School Enrollment Data

This provides key enrollment data as captured in InformTN for districts.

- Navigate to the “Explore Data” tab.



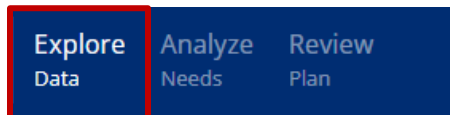
- From the “Dashboard” tab, scroll to the bottom of the page to view key characteristics and demographics of your student body.



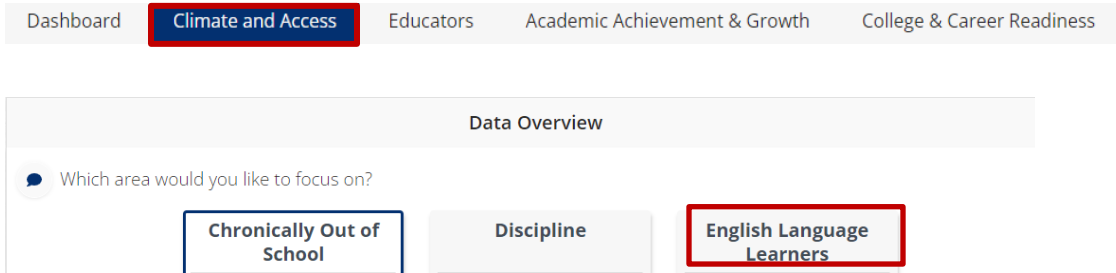
II. English Language Learner Growth

This data gives insight into English Language Learners who have met or exited the growth standard by school or grade level.

- Navigate to the “Explore Data” tab.



- From the “Climate and Access” tab, select the “English Language Learners” tile.

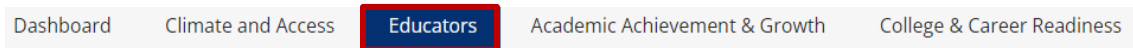


- Scroll down to see more detailed data.

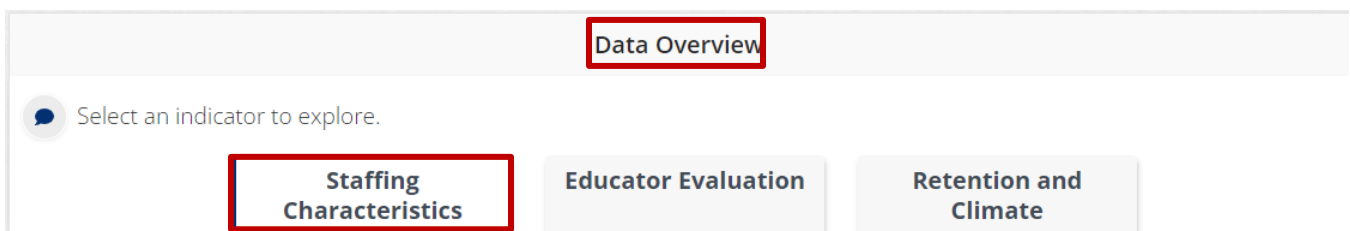
III. Staffing Characteristics

Staffing Characteristics provides an overview of various staffing demographics.

- Select the “Educators” tab from the top ribbon.



- Under “Data Overview” select “Staffing Characteristics.”

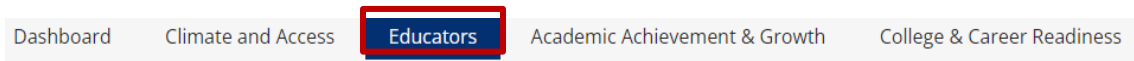


- Scroll down to see more detailed staff demographic data.

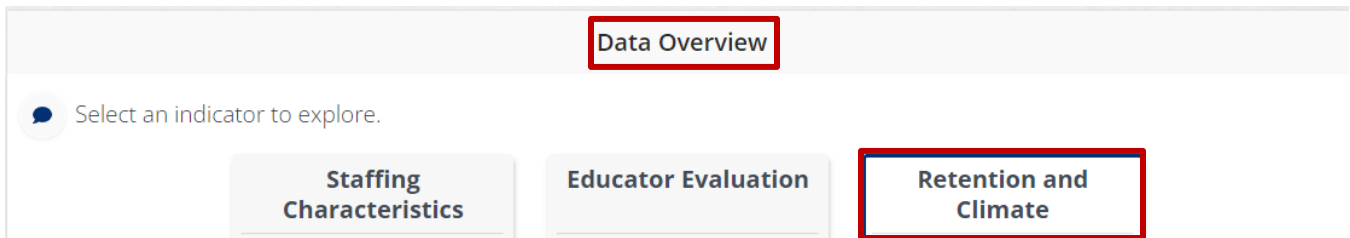
IV. Retention Rate of Minority Educators

This provides information about the retention of minority educators.

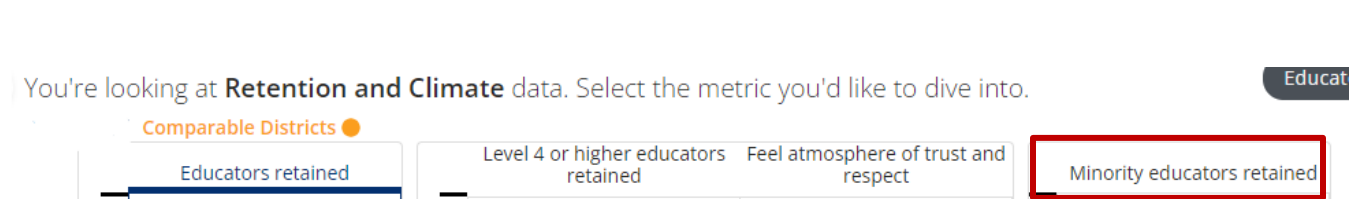
- Select “Educators” from the top ribbon.



- Under “Data Overview” select “Retention and Climate.”



- Select “Minority educators retained” for additional data.



- Scroll down to see more detailed data about retention and climate.