

# State of the State: English Learners

---

**Hannah Gribble**

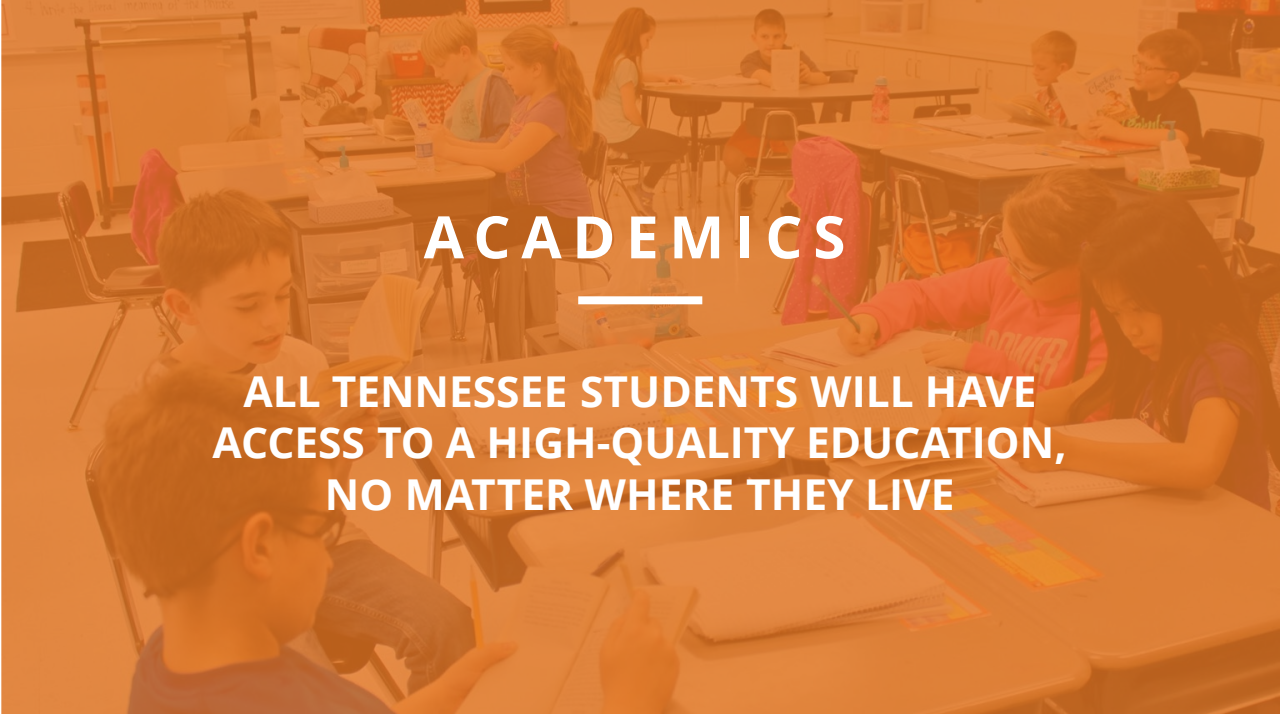
*Title III and Migrant Education Program Grant Manager  
Office of Federal Programs*





**BEST** FOR  
**ALL**

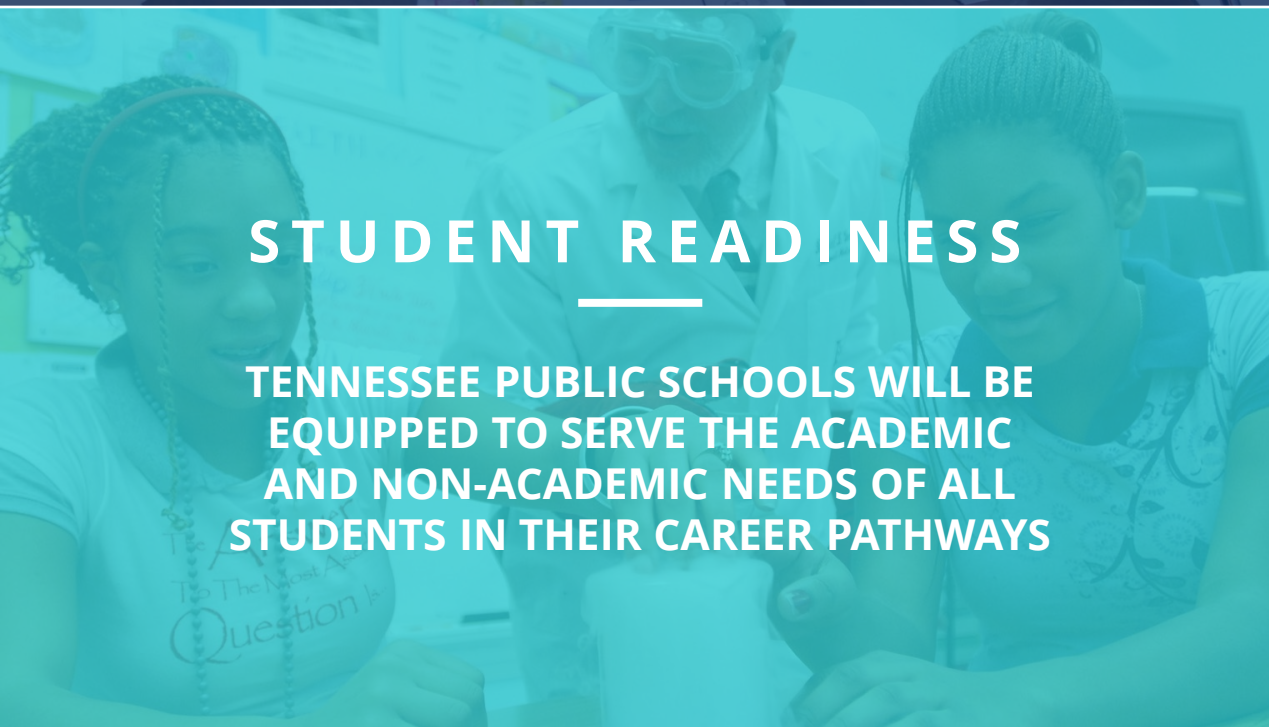
We will set all students on a path to success.



## ACADEMICS

---

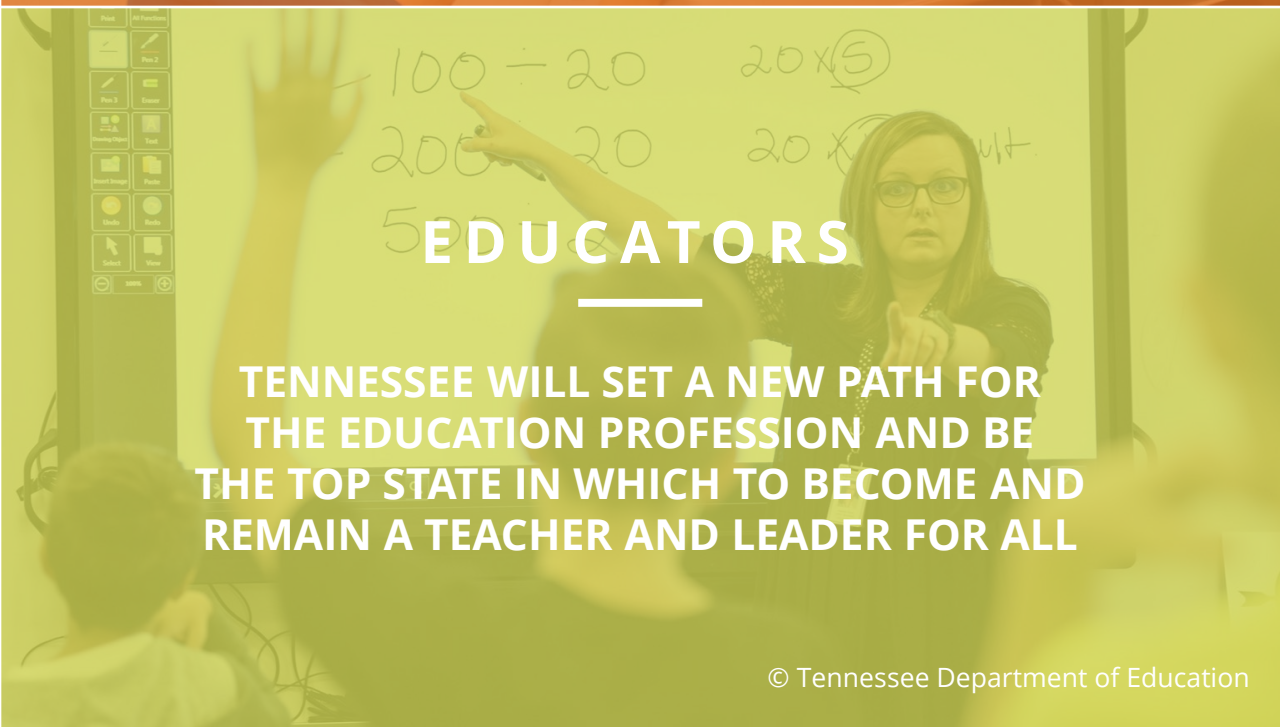
**ALL TENNESSEE STUDENTS WILL HAVE ACCESS TO A HIGH-QUALITY EDUCATION, NO MATTER WHERE THEY LIVE**



## STUDENT READINESS

---

**TENNESSEE PUBLIC SCHOOLS WILL BE EQUIPPED TO SERVE THE ACADEMIC AND NON-ACADEMIC NEEDS OF ALL STUDENTS IN THEIR CAREER PATHWAYS**



## EDUCATORS

---

**TENNESSEE WILL SET A NEW PATH FOR THE EDUCATION PROFESSION AND BE THE TOP STATE IN WHICH TO BECOME AND REMAIN A TEACHER AND LEADER FOR ALL**



# Agenda

- Review of EL Enrollment Data
- Review of First Language Changes
- WIDA Proficiency and Growth Data
- TCAP Data



# Review of EL Enrollment Data

# English Learners and Other Students Whose First Language Is Not English: 2018-19 to 2022-23

Year	L	W	T1	T2	T3	T4	F
18-19	50,544	1,764	7,714	6,829	5,417	3,051	17,211
19-20	54,082	1,697	7,748	7,238	6,280	4,947	15,981
20-21	55,642	1,857	3,831	7,214	6,746	5,808	18,005
21-22	64,267	2,049	3,652	3,735	6,759	6,239	19,822
22-23	71,358	2,243	5,330	3,478	3,384	6,261	21,785
Change	20,814	479	-2,384	-3,351	-2,033	3,210	4,574
% Change	41.2	27.2	-30.9	-49.1	-37.5	105.2	26.6



# Total Enrollment

Year	LW1234FN	LW (% of Enrollment)	T1T2 (% of Enrollment)	T3T4 (% of Enrollment)
2018-19	123,497	4.9	1.3	0.8
2019-20	132,364	5.2	1.4	1.0
2020-21	134,567	5.4	1.0	1.2
2021-22	144,578	6.2	0.7	1.2
2022-23	151,808	6.8	0.8	0.9
Change	28,311	2.0	-0.5	0.1
% Change	22.9			



# Review of First Language Changes

# Top 10 Language Representations

ELs and Other Students Whose First Language Is Not English by Language: Five Year Trend						
2018-19	2019-20	2020-21	2021-22	2022-23	Number	Percent
Spanish	Spanish	Spanish	Spanish	Spanish	112,943	74.4
Arabic	Arabic	Arabic	Arabic	Arabic	9,720	6.4
Chinese	Chinese	Chinese	Vietnamese	Vietnamese	1,862	1.2
Vietnamese	Vietnamese	Vietnamese	Chinese	Chinese	1,847	1.2
Kurdish	Kurdish	Kurdish	Gujarati	Gujarati	1,784	1.2
Gujarati	Gujarati	Gujarati	Kurdish	Kurdish	1,448	1
Somali	Swahili	Somali	Telugu	Telugu	1,217	0.8
Swahili	Somali	Telugu	Swahili	Swahili	1,028	0.7
Korean	Telugu	Swahili	Somali	Amharic	985	0.6
Amharic	Amharic	Amharic	Amharic	Russian	949	0.6
<b>Total: 123,497</b>	<b>Total: 132,364</b>	<b>Total: 134,567</b>	<b>Total: 144,578</b>	<b>Total: 151,808</b>		





# WIDA Proficiency and Growth Data

# WIDA Proficient and Not Proficient: 2018-19 to 2021-22

Year	Proficient	Not Proficient	% Proficient	% Not Proficient
2018-19	7,935	37,216	17.6	82.4
2019-20 (not reported)				
2020-21	3,665	45,265	7.5	92.5
2021-22	5,341	54,615	8.9	91.1



# WIDA Growth: 2018-19 to 2021-22

Year	Met Growth Standard	Did Not Meet Growth Standard	Tested Prior Year	First WIDA	% Met Growth Standard	% Did Not Meet Growth Standard
2018-19	16,643	16,395	33,038	12,113	50.4	49.6
2019-20 (not reported)						
2020-21	9,277	26,524	35,801	13,129	25.9	74.1
2021-22	17,858	23,729	41,587	18,369	42.9	57.1



# WIDA Tested and Not Tested: 2018-19 to 2021-22

Year	Tested	Not Tested	Tested + Not Tested	% Not Tested (of Tested + Not Tested)
2018-19	45,151	2,142	47,293	4.5
<b>2019-20 (not reported)</b>				
2020-21	48,930	4,610	53,540	8.6
2021-22	59,956	2,268	62,224	3.6



# TCAP Data

# Assessment Results by Grade

## All Students and English Learners: 2021-22

Percentage Proficient and Above						
Grade	Math		Reading/ Language Arts		Science	
	All	English Learners	All	English Learners	All	English Learners
3	36.8	14.6	36.0	10.6	38.5	14.4
4	38.7	12.2	39.6	11.3	48.6	15.3
5	37.6	8.2	38.0	4.2	39.3	8.0
6	32.7	2.9	36.8	1.4	40.2	4.9
7	31.2	3.5	36.2	2.3	38.7	4.7
8	35.5	4.8	26.5	1.2	33.3	2.4
9	22.2	1.1	35.6	2.4	53.4	4.0
10	25.3	1.6	47.4	1.9	34.9	3.8
11	17.3	2.2	28.1	3.3	34.7	3.5
12	3.6	0.9	7.3	0.4	21.6	2.1
<b>Total</b>	31.1	7.3	36.8	5.9	40.0	9.1



# Assessment Results: Transitional EL Students in Title III Districts



Percentage Proficient and Above: Transitional English Learners			
	Math	Reading/ Language Arts	Science
Transitional Status	2021-22	2021-22	2021-22
Year 1	35.0	31.2	36.3
Year 2	33.7	31.3	35.9
Year 3	30.6	29.1	30.8
Year 4	30.8	32.0	34.7





# Thank You!

**Hannah Gribble** | Title III and Migrant Education  
Program Grant Manager  
[Hannah.Gribble@tn.gov](mailto:Hannah.Gribble@tn.gov)


*Permission is granted to use and copy these materials for non-commercial educational purposes with attribution credit to the "Tennessee Department of Education". If you wish to use these materials for reasons other than non-commercial educational purposes, please contact Joanna Collins (Joanna.Collins@tn.gov).*



# Title III and English Learners Day Please Share Your Feedback:

You may access the PD by navigating here:

[https://stateoftennessee.formstack.com/forms/2023fpi\\_pd\\_survey\\_titleiiiday](https://stateoftennessee.formstack.com/forms/2023fpi_pd_survey_titleiiiday)



# Fraud, Waste or Abuse

Citizens and agencies are encouraged to report fraud, waste, or abuse in State and Local government.

NOTICE: This agency is a recipient of taxpayer funding. If you observe an agency director or employee engaging in any activity which you consider to be illegal, improper or wasteful, please call the state Comptroller's toll-free Hotline:

**1-800-232-5454**

Notifications can also be submitted electronically at:

**<http://www.comptroller.tn.gov/hotline>**