

**2025**  
FEDERAL  
PROGRAMS  
INSTITUTE

**MEMPHIS** ★  
TO  
★ **BRISTOL**

Federal Programs  
*Driving Local Change*

# Allocations 101

**Kate Smitheal**

*Director of Federal Grant Oversight |  
Federal Programs and Oversight*



# DISCLAIMER

## Generative AI Tools

The **State of Tennessee does not currently permit the use of Generative AI tools**, such as Otter, in meetings hosted on state resources. Meetings with contractors, vendors, and subrecipients are not public meetings and may involve discussion of protected state data.

**Generative AI tools are not adequately regulated** and are designed to train on data that is collected and may misrepresent data or release protected data to the general public.

While the State supports your desire to maintain documentation of the meeting and what you learn, **please respect our decision to safeguard information** and do not attempt to use tools such as these. If you choose to use a tool such as this, the State will block that tool from the meeting.





# Agenda

- **Title I, Part A**
  - *Title I, Part A—Neglected*
  - *Title I, Part D—Subpart 2*
- **Title I, Part C**
- **Title I, Part D—Subpart 1**
- **Title II, Part A**
- **Title III, Part A**
  - *Title III—Immigrant Grant*
- **Title IV, Part A**
- **Title V, Part B**
- **Questions**



# Poll: Which of these grants are you most curious about?

Title I, Part A

Title I, Part  
A—Neglected

Title I, Part  
D—Subpart 2

Title I, Part C

Title I, Part  
D—Subpart 1

Title II, Part A

Title III, Part  
A

Title III—  
Immigrant  
Grant

Title IV, Part A

Title V, Part B




# Title I, Part A – Improving Basic Programs

*Including Title I, Part A—Neglected  
and  
Title I, Part D—Subpart 2 (LEAs)*

# Title I, Part A FY26 Breakdown

Purpose of Funds	Amount
State Administration <i>(including Title I, Part A and Title I, Part D)</i>	\$2,636,893.07
School Improvement	\$26,451,239.00
Title I, Part A—Neglected	\$3,331,055.79
Title I, Part D, Subpart 2 (LEAs)	\$1,695,979.07
Title I, Part A— Flowthrough to local education agencies (LEAs)	\$343,752,160.03



# Title I, Part A Formula Grants

## Basic

- LEA must have at least 10 formula-eligible children (ages 5–17).
- These children must represent more than 2% of the LEA's total population in that age group.

## Concentration

- LEA must first meet Basic Grant eligibility.
- Must have at least 6,500 formula-eligible children, or more than 15% of the LEA's 5–17 population must be formula-eligible.

## Targeted

- LEA must have at least 10 formula-eligible children (ages 5–17).
- These children must represent more than 5% of the LEA's total population in that age group.
- *NOT the same as "Targeted Assistance Program"*

## Education Finance Incentive Grants (EFIG)

- LEA must have at least 10 formula-eligible children (ages 5–17).
- These children must represent more than 5% of the LEA's total population in that age group.
- (At State-level) U.S. Department of Education also considers state effort and equity factors

A young girl with curly hair is shown from the chest up, looking down at an open book she is holding. She is wearing a blue denim jacket with a white fur collar. The background is blurred, showing what appears to be a window with natural light.

# Title I, Part A Eligibility Overview

- The U.S. Department of Education (ED) determines **the number of children aged five to 17**, inclusive, who live in
  - (1) families with **incomes at or below the poverty level** (according to U.S. Department of Commerce);
  - (2) families with incomes above the poverty level, but **who receive local assistance** through Part A of Title IV of the Social Security Act (i.e., **Temporary Aid to Needy Families, or TANF**) (according to U.S. Department of Health and Human Services);
  - (3) **institutions for neglected and delinquent children** that local governments administer (as defined by ED); and
  - (4) **foster homes** in which the foster parents receive payments from a state or county for the children's support (according to U.S. Department of Health and Human Services).





# Title I, Part A Poverty Adjustments

- ED provides census data and other poverty data for each geographically-defined LEA.
- TDOE has the responsibility to adjust poverty data to create derived numbers for several non-geographically defined LEAs.
  - Students attending TPCSC, ASD, University Schools would otherwise attend MNPS, MSCS, RCS - all of these LEAs have adjusted poverty numbers to reflect actual student populations based on student enrollment data pulled from EIS.
  - Students attending Alvin C. York, TSB, TSD, WTSD would otherwise attend LEAs all over the state and the whole pool of Title I money is proportionately reduced to allow for these students based on School Nutrition/Free and Reduced-Price Lunch eligibility.



# Title I, Part A Hold Harmless

- An LEA should not incur a loss of more than 15 percent of its preceding year's Title I funds because of a drop in its eligibility count for a given fiscal year.
- An LEA with an eligibility count percentage
  - **less than 15%** is guaranteed **85%** of the **LEA's prior year allocation**.
  - **between 15% and 30%** is guaranteed **90%** of the **LEA's prior year allocation**.
  - **at or above 30%** is **guaranteed 95%** of the **LEA's prior year allocation**.




# Title I, Part A Allocation Process

- TDOE

- receives **census data and allocation estimates** from ED.
- **adjusts poverty numbers** for State Special Schools and Non-geographic LEAs.
- **calculates each Title I formula grant** (Basic, Concentration, Targeted, EFIG) with its own hold harmless provision.
- **combines the grants.**
- **sets aside school improvement** and **state administration** amounts.
- conducts a **final hold harmless** calculation.
- calculates a **per-pupil amount** based on eligible students.
- separates out **Title I, Part A—Neglected** amounts for applicable LEAs.
- Separates out **Title I, Part D—Subpart 2** and **determines LEA Allocations.**

# Title I, Part A— Neglected


- Title I, Part A—Neglected is a reservation of funds from Title I, Part A.
- TDOE deducts the per-pupil amount per neglected student from LEAs with a neglected count and awards this amount in a separate grant in ePlan.
- Neglected Count includes students served in approved neglected facilities only and is collected through the Annual Count.





# Title I, Part D— Subpart 2

- Title I, Part D—Subpart 2 is a reservation of funding from Title I, Part A.
- TDOE determines the total Title I, Part D—Subpart 2 amount, then allocates among LEAs based on the prior year Annual Count of students in delinquent facilities.





# TN Memorandum of Agreement (MOA):

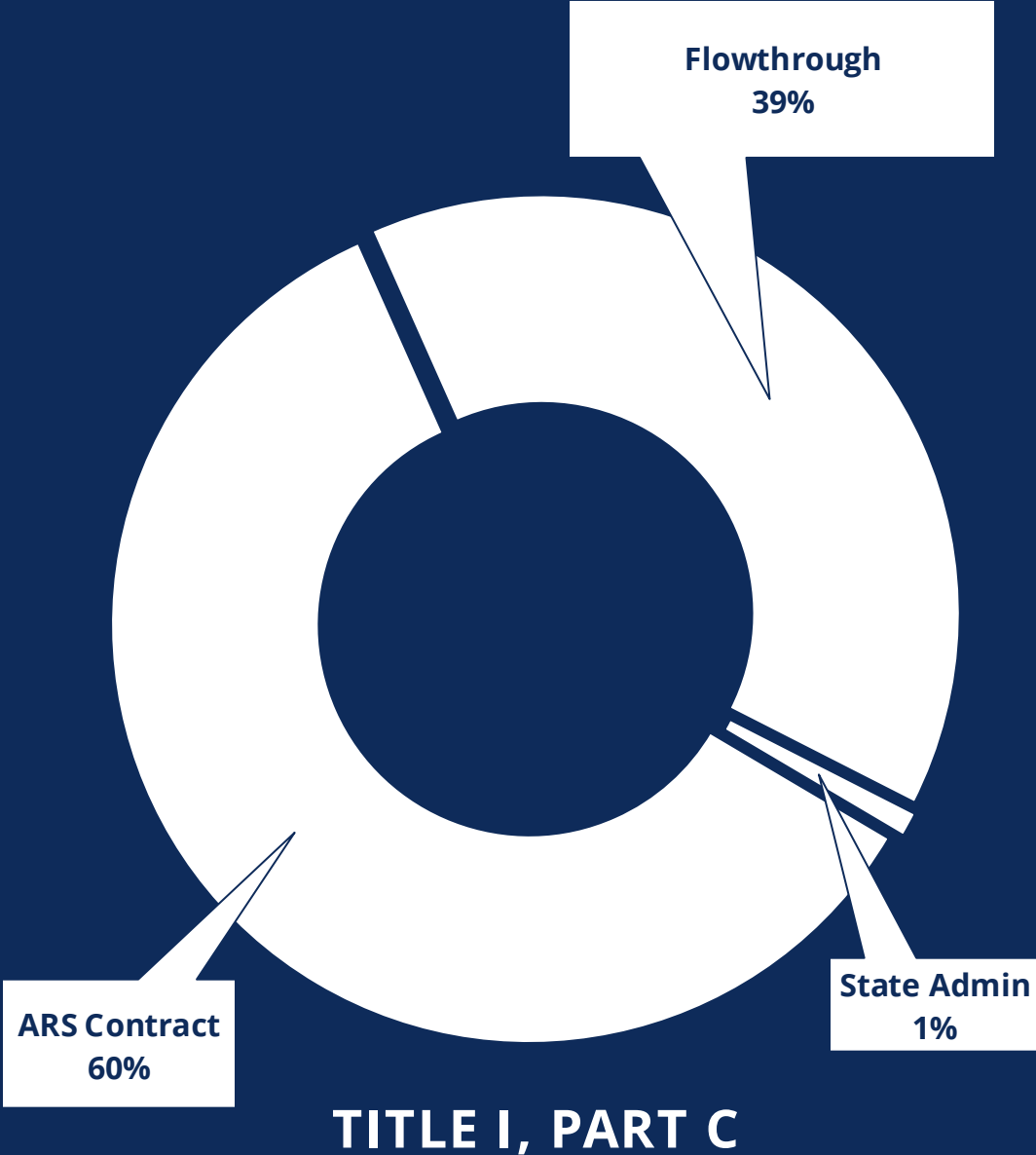
- After Title I, Part A allocations are calculated, TDOE then applies an additional adjustment for LEAs that are affected by the MOA for FY18-FY22 allocation adjustments.
  - **Reductions are applied to the original allocation**—those LEAs receive less original allocation in ePlan than they would otherwise.
  - **Increases are shown as Reallocations** in ePlan.
- Currently in year three of the seven-year MOA process.



# Title I, Part C – Migrant Education Program

# Title I, Part C FY26 Breakdown

Purpose of Funds	Amount
State Administration (1%)	\$15,319
Arroyo Research Services Contract	\$916,646
Title I, Part C— Flowthrough to LEAs	\$600,000





# Title I, Part C Allocations Process

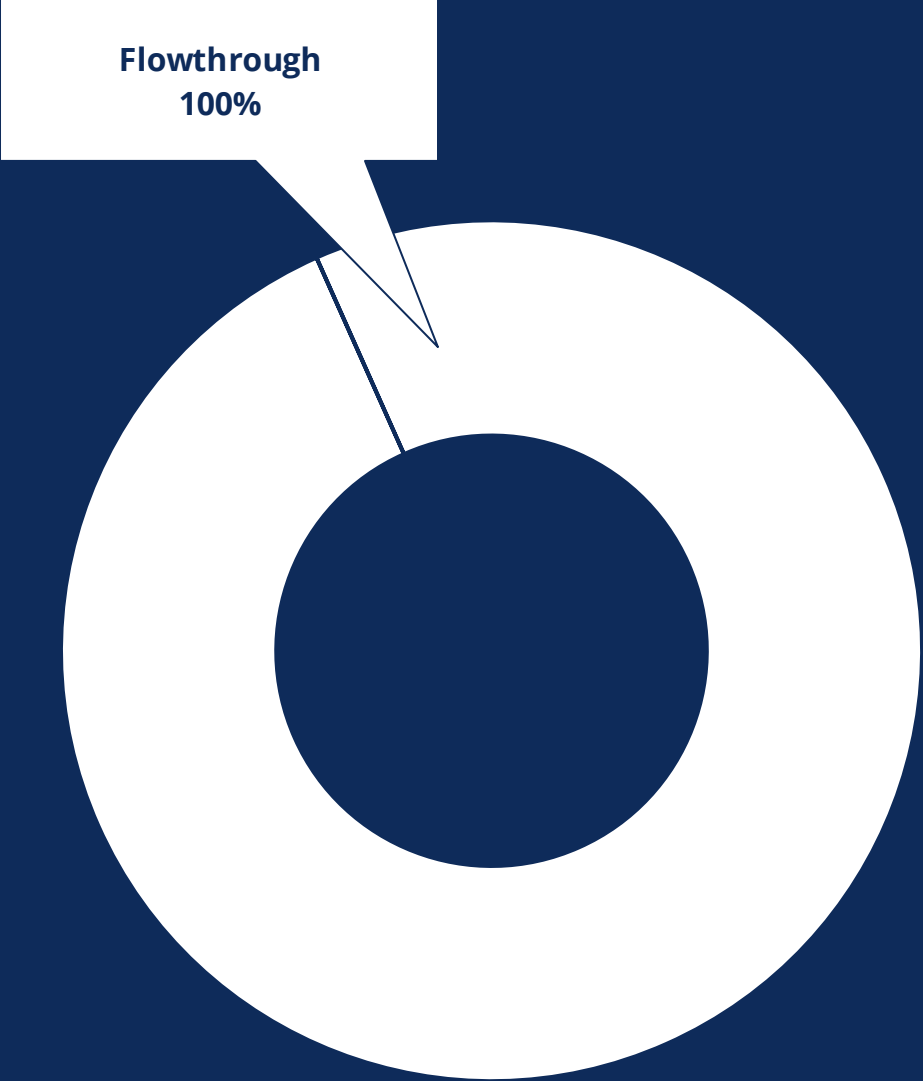
- Funds awarded proportionately on weighted migratory child count (K-12) from the second prior year
  - (e.g. for FY26, data is from 2023-24 school year)
- Migratory Child count is weighted:
  - 1 for the Category 1 (unduplicated statewide total) count,
  - 0.2 for the Category 2 (summer) count, and
  - 0.5 for the Priority For Service (at-risk students) count.

# Title I, Part D, Subpart 1 – State Agency Programs for Neglected or Delinquent Youth



# Title I, Part D- Subpart 1 FY26 Breakdown *(State Agencies)*

Purpose of Funds	Amount
State Administration <i>(Taken from Title I, Part A)</i>	\$3,321
Title I, Part D, Subpart 1— Flowthrough to LEAs	\$332,103



TITLE I, PART D—SUBPART 1

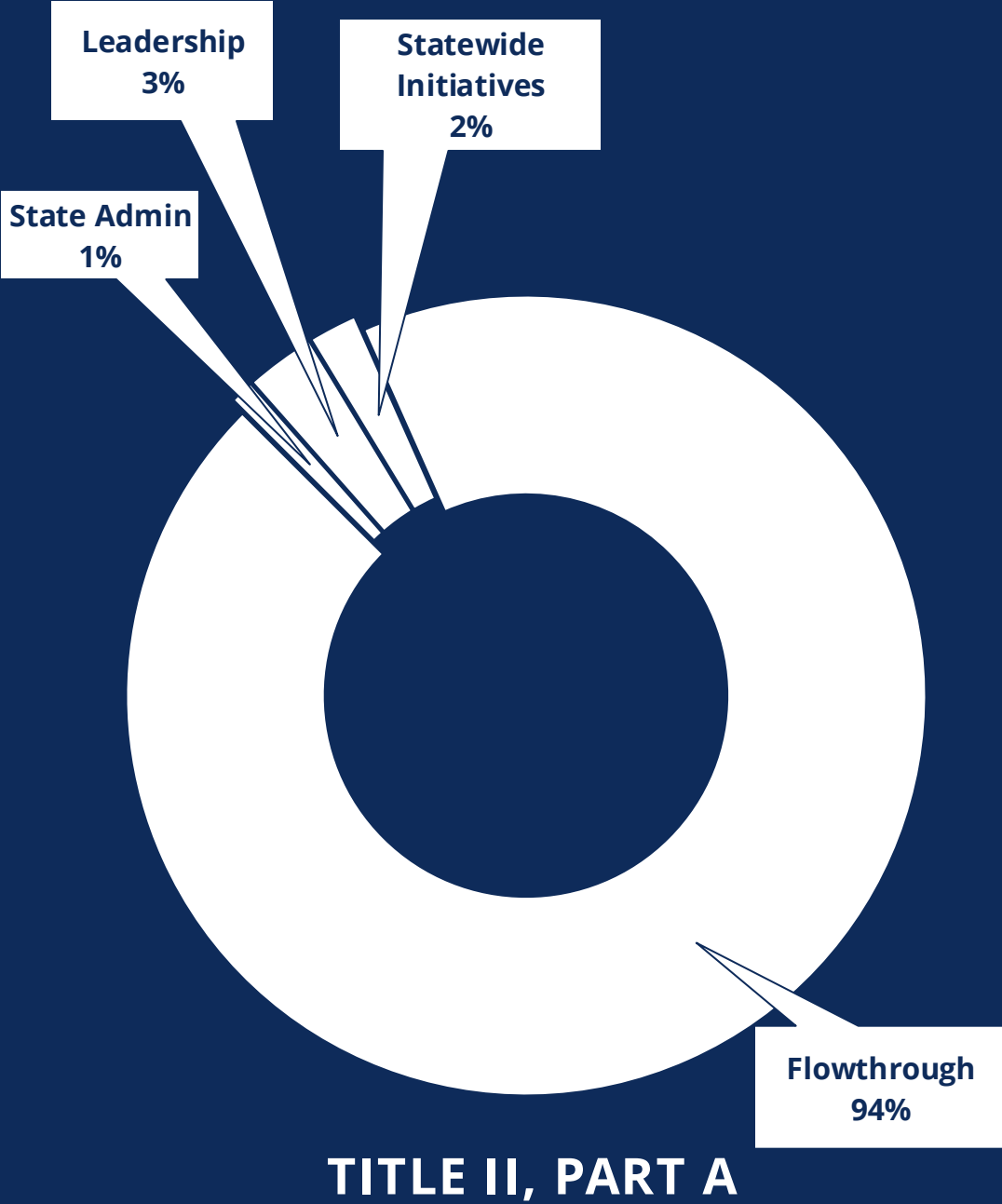
# Title I, Part D, Subpart 1 Allocations Process

- Funds based on adjusted October 2024 counts of eligible youth in state institutions (juvenile facilities, adult correctional institutions, community day programs that offer regular instructional programs) from annual child count submitted by LEA.
- Subgrants are made to State Agencies (DOC and DCS) based on enrollment share.

# Title II, Part A – Supporting Effective Instruction

# Title II, Part A FY26 Breakdown

Purpose of Funds	Amount
State Administration (1%)	\$507,503
Teacher Leader Academy (2%) <i>(included with Flowthrough to LEAs)</i>	\$1,015,006
Leadership (2.85%)	\$1,446,384
Statewide Initiatives (2%)	\$1,015,006
Title II, Part A— Flowthrough to LEAs	\$47,781,451





# Title II Allocations Process

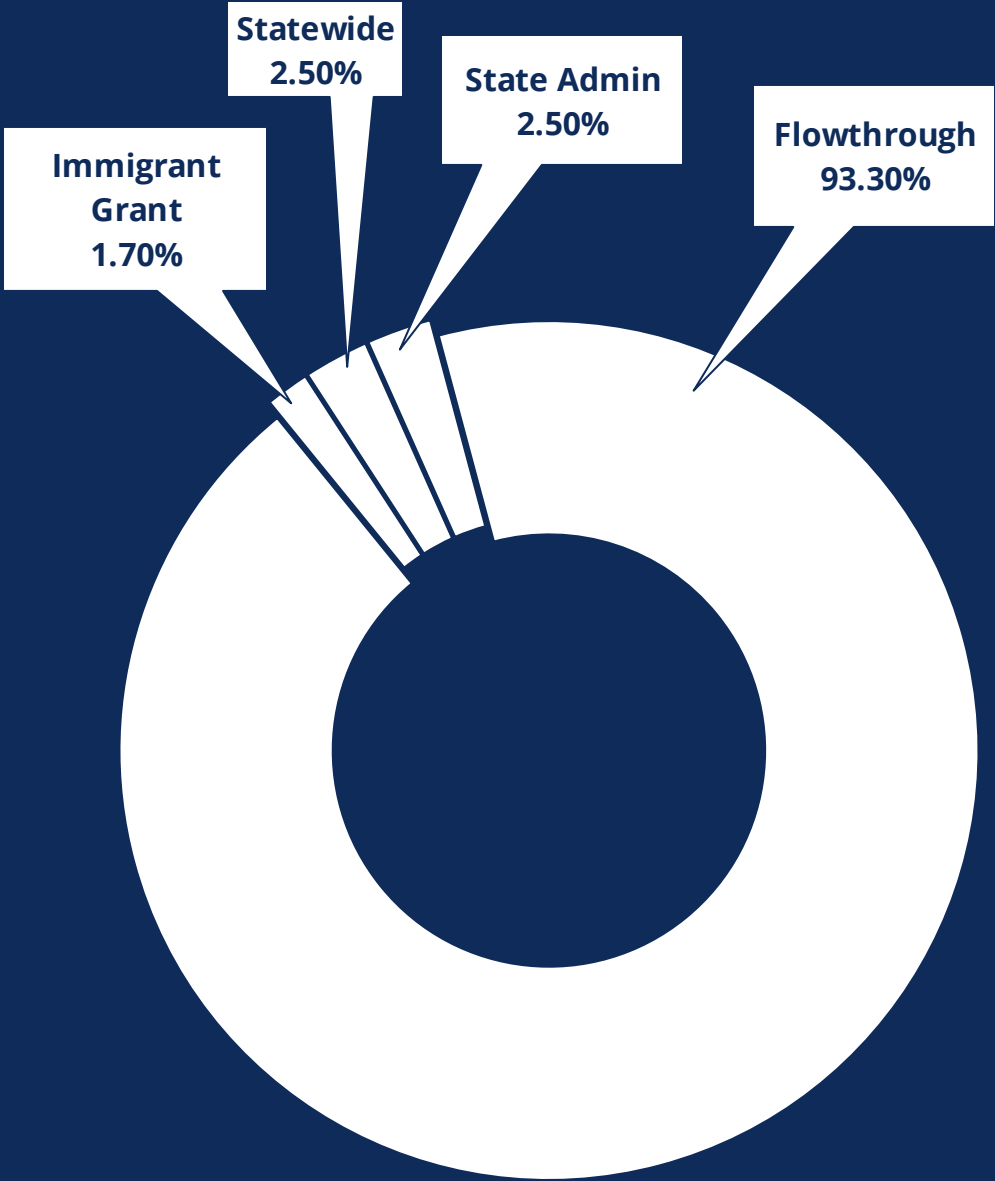
- Funds are allocated proportionately based on Census Data and School Age Population.
  - The adjustments made to Title I Census data are applied here also.
- 80 percent of the flowthrough allocation is awarded to LEAs based on census poverty counts.
- 20 percent of the flowthrough allocation is awarded based on population size.



# Title III, Part A – English Language Acquisition

# Title III, Part A FY26 Breakdown

Purpose of Funds	Amount
State Administration	\$293,896
Immigrant Grant	\$200,000
Statewide	\$293,896
Title III, Part A— Flowthrough to LEAs	\$10,968,071



TITLE III, PART A



# Title III Allocations Process

- Funds are allocated proportionately based on number of English learners and immigrant students in each LEA.
- LEAs who would receive less than \$10K have the option to join a consortium or release funds.
- Funds are recalculated based on the release of funds - LEAs often receive more than the original allocation calculation based on other LEAs decision to release rather than join a consortium.

# Title III – Immigrant Grant

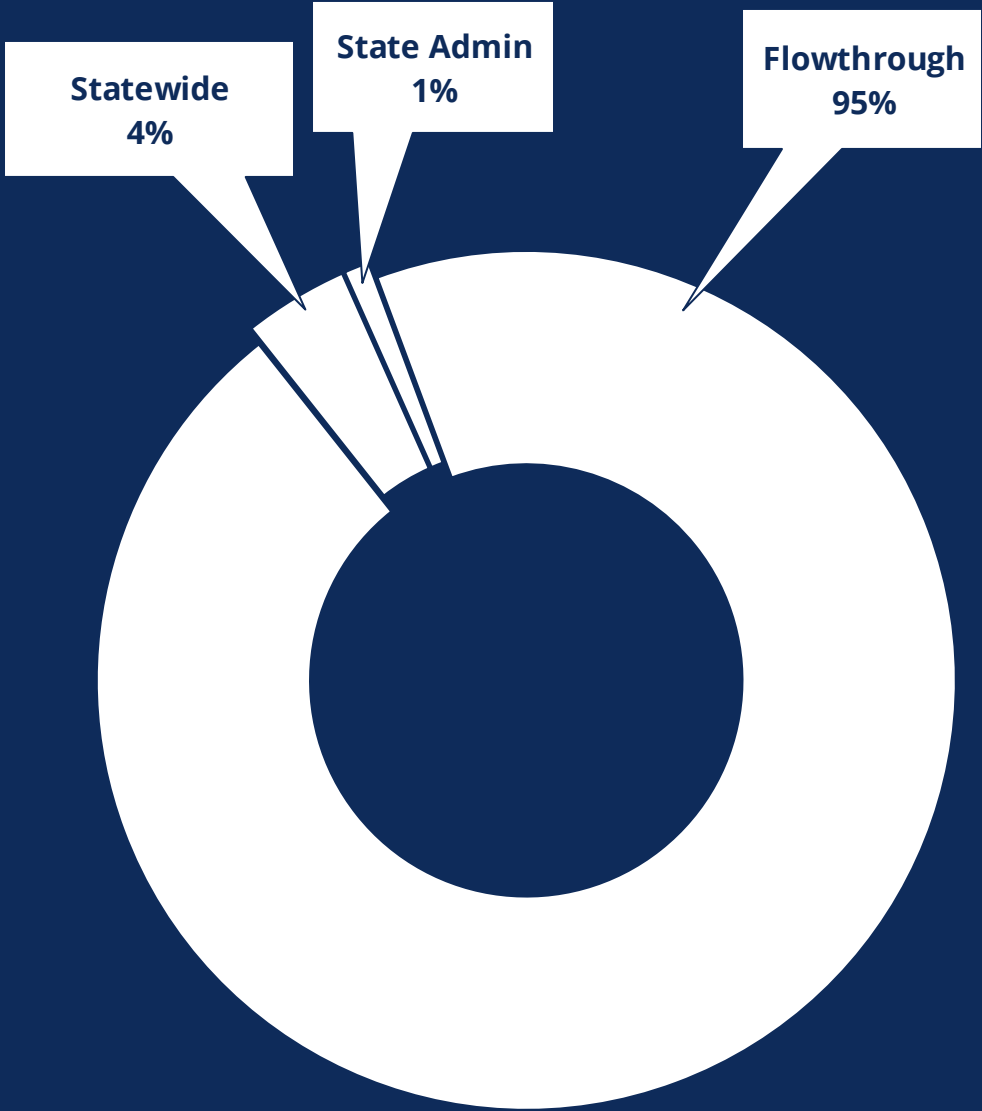
- LEAs must have a minimum of 100 immigrant students to show the sufficient size and scope to carry out a program effective in meeting the purposes of Title III.
- LEAs must have increased the number of immigrant students from the average of the previous two years.
- LEAs must be eligible for an award of more than \$3,000.



# Title IV, Part A – Student Support and Academic Enrichment

# Title IV, Part A FY26 Breakdown

Purpose of Funds	Amount
State Administration (1%)	\$246,394
Statewide Initiatives (4%) <i>State-level activities</i>	\$985,578
Title IV, Part A— Flowthrough to LEAs (95%)	\$23,407,500



TITLE IV, PART A



A young girl with dark hair in two braids, wearing a pink shirt, is looking down at a laptop screen. She is sitting at a wooden desk. The background is slightly blurred, showing a classroom setting with a map on the wall.

# Title IV Allocations Process


- Funds allocated proportionally based on prior year Title I, Part A allocations.
- Minimum LEA allocation: \$10,000
  - TDOE adjusts all LEAs proportionately to ensure each LEA meets the minimum allocation.

# Title V, Part B – Rural Education Achievement Program (REAP)

# Title V, Part B

## FY26 Breakdown

Purpose of Funds	Amount
State Administration	\$222,804.55
Title V, Part B— Flowthrough to LEAs	\$4,233,286.45



TITLE V, PART B

# Title V, Part B

## – Two Programs?

- Dual-eligible LEAs may choose between SRSA and RLIS but may only receive one grant.

### Small, Rural School Achievement Program (SRSA):

- Direct to LEAs
- Small enrollment (under 600 ADA)
- Rural locale codes (41, 42, or 43 or *State Determined definition of Rural*)

### Rural and Low-Income School Program (RLIS):

- Via TDOE
- Greater than 20% poverty
- Rural locale codes (32, 33, 41, 42, 43)







# Title V, Part B Allocations Process (RLIS)

- Master Eligibility Spreadsheet received from ED.
- TDOE confirms eligibility calculation by reviewing Locale Codes, ADA, Poverty data.
- TDOE confirms that LEAs haven't opted into SRSA grant.
- Flowthrough Allocation is then divided proportionately based on ADA in eligible LEAs.

# Questions?

*Please submit questions in the chat.*

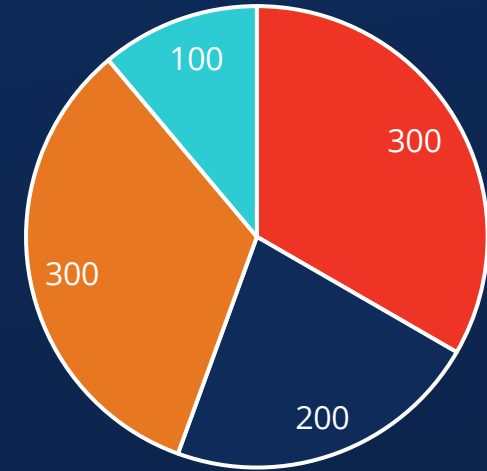
*We're working on more resources to share with LEAs!*



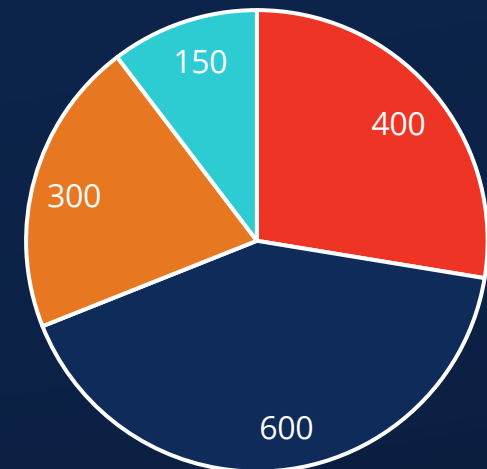
# Why is our allocation lower if our student count increased this year?

- Allocations based on student count are calculated as a **proportionate amount** across the state – if the whole state gained more students in a category, then:
  - an LEA could see growth in that category individually ***and***
  - it could represent a smaller portion of the statewide count at the same time.
- Remember, most allocations are calculated on lag data, TDOE uses prior-year counts or second-prior year counts to calculate this year's funding amounts.

Student Count Y1



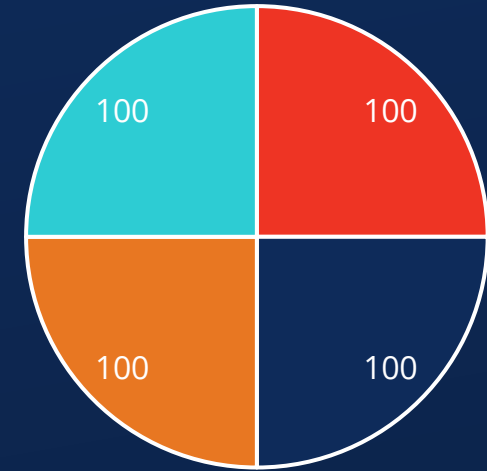
Student Count Y2



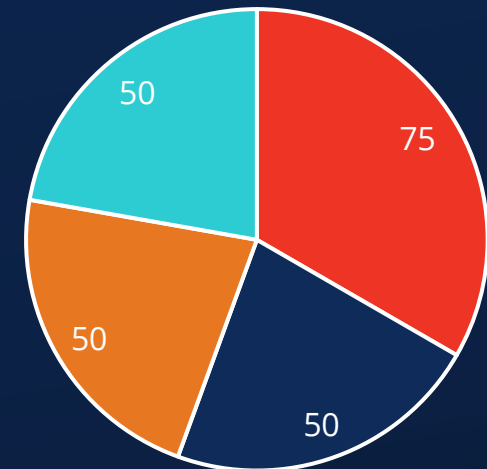
# Why is our allocation larger if our student count decreased this year?

- Allocations based on student count are calculated as a **proportionate amount** across the state – if the whole state has **fewer** students in a category, then:
  - an LEA could see decreases in that category individually and
  - it could represent a larger portion of the statewide count at the same time.
- Remember most allocations are calculated on lag data, TDOE uses prior-year counts or second-prior year counts to calculate this year's funding amounts.

Student Count Y1



Student Count Y2



# Questions?

*Please submit questions in the chat.*

*We're working on more resources to share with LEAs!*

# Resources for More Information

- [ESSA Non-Regulatory Guidance: Fiscal and Equitable Service 11-21-2016 \(PDF\)](#)
- [Allocating Grants for Title I](#)
- [NCES Title I Report](#)
- [all4ed How the Title I Formulas work](#)
- [ESEA Title I-A Formulas: A Primer](#)
- [Allocation Adjustment Q&A](#)
- [Title II Non-Regulatory Guidance](#)
- [Title III Guidance – English Learners](#)
- [Title IV - Non-Regulatory Guidance Student Support and Academic Enrichment Grants](#)
- [Title V Guidance](#)




# Please share your session feedback



You may access the PD Survey by navigating here:

<https://forms.office.com/r/sbRAwQUV0d>



# Up Next...

Click one of the links below to seamlessly join the next session of your choice.

11:40-12:50 p.m. ET 10:40-11:50 a.m. CT	<a href="#">Flex with Federal Muscle: Consolidating Federal Funds</a> <b>Lynn Dotson</b>
	<a href="#">ELD Standards Crosswalks: From Standards to Student Success</a> <b>Raven Cleveland</b>
	<a href="#">Licensure Update</a> <b>Jessie Gold</b>





# Thank You!



**Kate Smitheal** | Director of Federal Grant Oversight  
[Kate.Smitheal@tn.gov](mailto:Kate.Smitheal@tn.gov)

*Permission is granted to use and copy these materials for non-commercial educational purposes with attribution credit to the "Tennessee Department of Education". If you wish to use the materials for reasons other than non-commercial educational purposes, please contact the office of general counsel at (615) 741-2921.*

