

2025
FEDERAL
PROGRAMS
INSTITUTE

MEMPHIS ★
TO
BRISTOL ★

Federal Programs
Driving Local Change

ELD & ELA Standards Crosswalks: From Standards to Student Success

Raven Cleveland

*Manager of English Learner Strategy | Office of Academics,
Division of Special Education & Student Support*





DISCLAIMER – Generative AI Tools

The State of Tennessee does not currently permit the use of Generative AI tools, such as Otter, in meetings hosted on state resources. Meetings with contractors, vendors, and subrecipients are not public meetings and may involve discussion of protected state data. Generative AI tools are not adequately regulated and are designed to train on data that is collected and may misrepresent data or release protected data to the general public. While the State supports your desire to maintain documentation of the meeting and what you learn, please respect our decision to safeguard information and do not attempt to use tools such as these. If you choose to use a tool such as this, the State will block that tool from the meeting.



Learning & Language Objectives

- Review the need for Alignment of English Language Development (ELD) and English Language Arts (ELA) Standards Alignment
- Unpack the new ELD & ELA Standards Crosswalk Document
- Practice using the supplemental tool for:
 - Intellectual Preparation
 - PLCs and Student Work Analysis
 - Formative Assessment



Bridging English as a Second Language (ESL) Policy and ESL Practice



Policy Foundation

- Purpose of Alignment
 - To ensure English Learners (ELs) have equitable access to grade-level academic content
 - To build a bridge between language development and content mastery
- Policy Isn't Just Written—It's Interpreted
 - Policy guidance must be mediated through district, school, and teacher interpretations (Spillane et al., 2002)

A vertical decorative element on the left side of the slide, featuring a close-up of a red brick wall with white mortar.

Education Theoretical Foundation

- Academic language is not ancillary
 - it's essential for understanding content (Cummins, 2000; Zwiers, 2014)
- Language development happens through content, not separate from it (Walqui & van Lier, 2010)



Purpose of the Crosswalk

- Studies show limited integration of ELD standards in general education settings (e.g., Thompson, 2017; Kibler et al., 2020)
- ELD often exists on the margins of instruction.
- The TN ELD Crosswalks bridge the gaps.

ELD Taskforce



Collective Beliefs



**We believe ALL students are
language learners.**

Beliefs About Student Potential

- English learners bring rich linguistic and experiential knowledge that enhances learning communities.
- ELs have the same intellectual potential and capacity for success as their native-English-speaking peers.
- English learners can and will simultaneously make progress toward English language proficiency and academic success in content areas with the right support.
- Multilingualism is a strength to be cultivated—not a barrier to be overcome.




Beliefs About Language Development

- Language development is a complex, dynamic process that develops uniquely for all learners over time and across multiple contexts.
- ELs develop language most effectively when they use it for meaningful, authentic purposes.
- Language acquisition and content learning are interconnected and should be integrated, not isolated.
- ELs learn English best through a balance of explicit instruction and immersive, intentional use of language.



Beliefs About English Learner Instruction

- Instruction for ELs should provide access to grade-level, standards-aligned content while supporting language development.
- All educators share responsibility for supporting English learners' language growth across content areas.
- High-quality instruction for ELs integrates listening, speaking, reading, and writing in ways that are developmentally appropriate.
- Tasks should be engaging, cognitively demanding, and culturally responsive—fostering an urgent need to use language.



Unpacking the ELD and ELA Standards Crosswalks

The Standards

A black and white photograph of a complex scaffolding structure, likely for construction or stage work, featuring numerous vertical and horizontal metal poles and cross-braces.

TN ELA Standards

- Tennessee's Academic Standards provide a common set of expectations for what students will have learned at the end of a grade for each subject taught in the classroom.
- Our standards and classroom instruction are aligned to ensure all students are set up for success in whatever path they choose.
- Serve to establish, measure, and improve instruction in classrooms
- Required by Title I of the Elementary and Secondary Education Act (ESEA)

State Standards are NOT High Quality Instructional Materials (HQIM)

Standards

Common set of expectations of what students will be able to know and/or do at the end of a course

Standards are adopted by the state.

High Quality Instructional Materials

- Provides content and instructional programming to help students reach the desired learning outcomes established by the standards
- HQIM (texts, reading lists, supplementary materials, etc.) and teaching methods are determined by LEAs.



New TN ELD Standards

- Adopted in August 2024
- Only 10 ELD Standards
- Focus on receptive, productive, and interactive skills
- Take a functional approach of communication over correctness

Standards 1-7

- Build in order of language acquisition skills beginning with meaning and then progressing to engagement

1	construct meaning from oral presentations and literary and informational text through grade-appropriate listening, reading, and viewing
2	participate in grade-appropriate oral and written exchanges of information, ideas, and analyses, responding to peer, audience, or reader comments and questions
3	speak and write about grade-appropriate complex literary and informational text and topics
4	construct grade-appropriate oral and written claims and support them with reasoning and evidence
5	conduct research and evaluate and communicate findings to answer questions or solve problems
6	analyze and critique the arguments of others orally and in writing
7	adapt language choices to purpose, task, and audience when speaking and writing

Standards 8-10

- Examine familiar linguistic dimensions
 - Word/phrase
 - Discourse
 - Sentence

8	determine the meaning of words and phrases in oral presentations and literary and informational text
9	create clear and coherent grade-appropriate speech and text
10	make accurate use of standard English to communicate in grade-appropriate speech and writing

Pairing Academic & ELD Standards to IPG

Text-based Content

Receptive Standards 1 & 8

The learner is a **reader or listener/viewer** working with 'text' whose author or deliverer is not present or accessible.

The interaction is with authentic written or oral documents where **language input** is meaningful and content laden.

The learner brings background knowledge, experience, and appropriate interpretive strategies to the task to promote understanding.

Tasks & Questions

Productive Standards 3, 4, & 7

The learner is a **speaker and/or writer** for a 'distant' audience, one with whom interaction is not possible or limited.

It is a **planned or formalized output** such as speech or written document.

The **communication is set** for a specified audience, has purpose, and generally abides by rules of genre or style.

The learner has an opportunity to draft, get feedback, and revise, before publication or broadcast.

Student Engagement

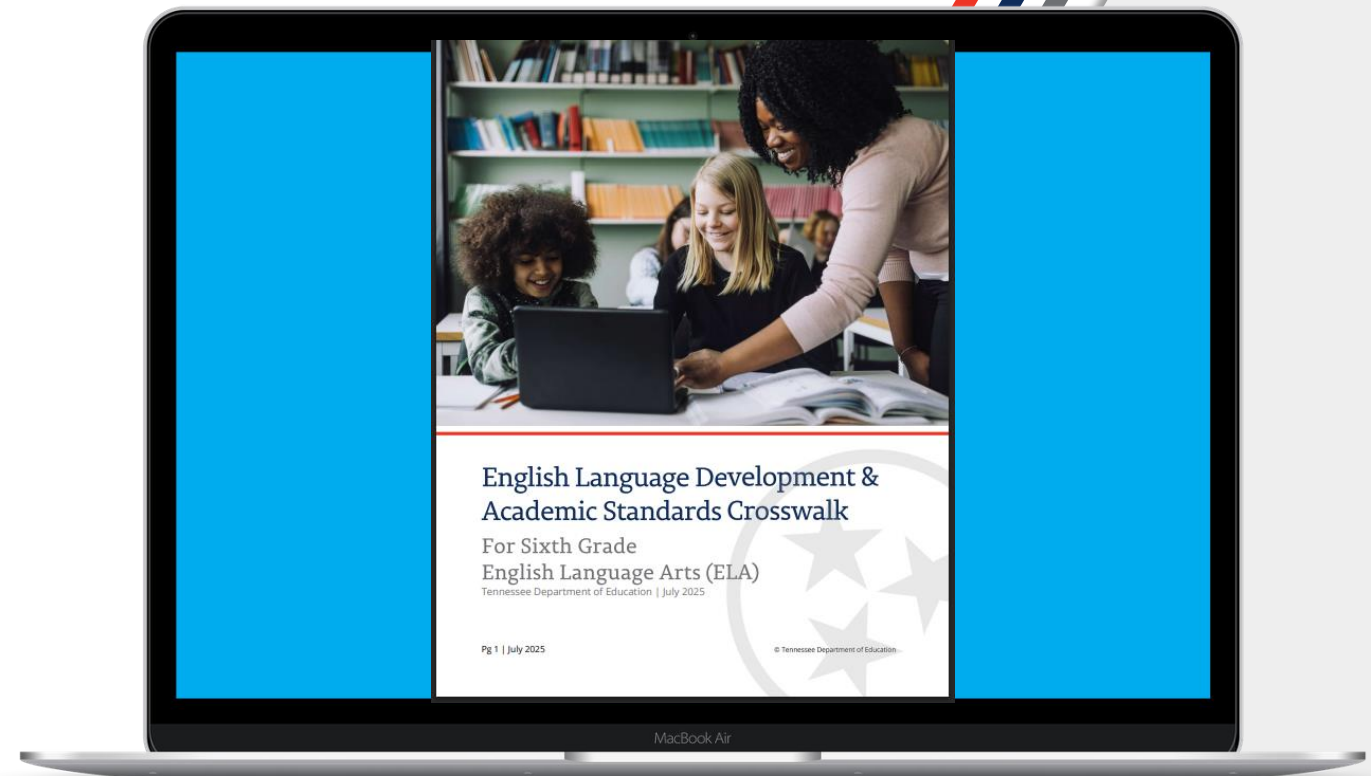
Interactive Standards 2, 5, & 6

The learner is a speaker/listener [and] reader/writer. It requires **two-way interactive communication** where negotiation of meaning may be observed.

Evidence of **awareness of the socio-cultural aspects** of communication as language proficiency develops.

ELD Standards Matrices

- Each grade level crosswalk has an ELD Standards matrix aligned to the grade level ELA Standards, organized by strand.
- Use this when starting with the ELD Standard you will be teaching.



ELD Standards 1-10

ELD to Sixth Grade ELA Academic Standards Matrix

TN ELD Standard		TN ELA Standards					
		FL	L	RL	RI	SL	W
1	Construct meaning from oral presentations and literary and informational text through grade-appropriate listening, reading, and viewing		6.L.VAU.4 6.L.VAU.5 6.L.VAU.6	6.RL.KID.1 6.RL.KID.2 6.RL.KID.3 6.RL.CS.5 6.RL.CS.6 6.RL.IKI.7 6.RL.IKI.9 6.RL.RRTC.10	6.RI.KID.1 6.RI.KID.2 6.RI.KID.3 6.RI.CS.5 6.RI.IKI.7 6.RI.IKI.9 6.RI.RRTC.10	6.SL.CC.2	
2	Participate in grade-appropriate oral and written exchanges of information, ideas, and analyses, responding to peer, audience, or reader comments and questions					6.SL.CC.1	6.W.PDW.6 6.W.RW.10
3	Speak and write about grade-appropriate complex literary and informational texts and topics		6.L.VAU.5 6.L.VAU.6	6.RL.IKI.9	6.RI.IKI.9	6.SL.CC.3	6.W.TTP.2 6.W.TTP.3
4	Construct grade-appropriate oral and written claims and support them with reasoning and evidence		6.L.VAU.4 6.L.VAU.6	6.RL.KID.1	6.RI.KID.1	6.SL.PKI.4	6.W.TTP.1 6.W.RBPK.9
5	Conduct research and evaluate and communicate findings to answer questions or solve problems					6.SL.PKI.4 6.SL.PKI.5	6.W.RBPK.7 6.W.RBPK.8 6.W.RBPK.9
6	Analyze and critique the arguments of others orally and in writing		6.L.VAU.6		6.RI.CS.6 6.RI.IKI.8	6.SL.CC.3	6.W.TTP.1
7	Adapt language choices to purpose, task, and audience when speaking and writing		6.L.KL.3 6.L.VAU.6			6.SL.PKI.6	6.W.PDW.4 6.W.PDW.5 6.W.RW.10

ELD Standards 1-10


ELA Standards By Grade Level & Strand

ELD to Sixth Grade ELA Academic Standards Matrix

TN ELD Standard		TN ELA Standards					
		FL	L	RL	RI	SL	W
1	Construct meaning from oral presentations and literary and informational text through grade-appropriate listening, reading, and viewing		6.L.VAU.4 6.L.VAU.5 6.L.VAU.6	6.RL.KID.1 6.RL.KID.2 6.RL.KID.3 6.RL.CS.5 6.RL.CS.6 6.RL.IKI.7 6.RL.IKI.9 6.RL.RRTC.10	6.RI.KID.1 6.RI.KID.2 6.RI.KID.3 6.RI.CS.5 6.RI.IKI.7 6.RI.IKI.9 6.RI.RRTC.10	6.SL.CC.2	
2	Participate in grade-appropriate oral and written exchanges of information, ideas, and analyses, responding to peer, audience, or reader comments and questions					6.SL.CC.1	6.W.PDW.6 6.W.RW.10
3	Speak and write about grade-appropriate complex literary and informational texts and topics		6.L.VAU.5 6.L.VAU.6	6.RL.IKI.9	6.RI.IKI.9	6.SL.CC.3	6.W.TTP.2 6.W.TTP.3
4	Construct grade-appropriate oral and written claims and support them with reasoning and evidence		6.L.VAU.4 6.L.VAU.6	6.RL.KID.1	6.RI.KID.1	6.SL.PKI.4	6.W.TTP.1 6.W.RBPK.9
5	Conduct research and evaluate and communicate findings to answer questions or solve problems					6.SL.PKI.4 6.SL.PKI.5	6.W.RBPK.7 6.W.RBPK.8 6.W.RBPK.9
6	Analyze and critique the arguments of others orally and in writing		6.L.VAU.6		6.RI.CS.6 6.RI.IKI.8	6.SL.CC.3	6.W.TTP.1
7	Adapt language choices to purpose, task, and audience when speaking and writing		6.L.KL.3 6.L.VAU.6			6.SL.PKI.6	6.W.PDW.4 6.W.PDW.5 6.W.RW.10

ELA Standards Concordances

- Reverse of the matrix.
- Each grade level crosswalk has an ELA Standards Concordance aligned by strand to ELD Standards.
- Use this when starting with the ELA Standard you will be teaching.



Concordance

Writing (W)

Academic Standard	Linked ELD Standard(s)
6.W.PDW.4	ELD 7, ELD 9, ELD 10
6.W.PDW.6	ELD 2
6.W.RBPK.7	ELD 5
6.W.RBPK.8	ELD 1, ELD 5
6.W.RBPK.9	ELD 4, ELD 5
6.W.RW.10	ELD 1,ELD 2, ELD 7, ELD 9, ELD 10
6.W.TTP.1	ELD 4, ELD 6, ELD 9, ELD 10
6.W.TTP.2	ELD 3, ELD 9, ELD 10
6.W.TTP.3	ELD 3, ELD 9, ELD 10

ELA Standards By Grade Level & Strand

Concordance

Writing (W)

Academic Standard	Linked ELD Standard(s)
6.W.PDW.4	ELD 7, ELD 9, ELD 10
6.W.PDW.6	ELD 2
6.W.RBPK.7	ELD 5
6.W.RBPK.8	ELD 1, ELD 5
6.W.RBPK.9	ELD 4, ELD 5
6.W.RW.10	ELD 1,ELD 2, ELD 7, ELD 9, ELD 10
6.W.TTP.1	ELD 4, ELD 6, ELD 9, ELD 10
6.W.TTP.2	ELD 3, ELD 9, ELD 10
6.W.TTP.3	ELD 3, ELD 9, ELD 10

ELA Standards By Grade Level & Strand

Corresponding ELD Standards

Unpacking the ELD and ELA Standards Crosswalks

The Crosswalk

The Crosswalk is...

- A **supplemental** tool to assist teachers with incorporating the Tennessee ELD Standards into daily instruction of HQIM

The Crosswalk is not...

- A **replacement** for HQIM or its embedded access points

The Crosswalk is...

- A **supplemental** tool to assist teachers with incorporating the Tennessee ELD Standards into daily instruction of HQIM
- A collection of language features necessary to master the standards

The Crosswalk is not...

- A **replacement** for HQIM or its embedded access points
- A collection of strategies to teach the standards

The Crosswalk is...

- A **supplemental** tool to assist teachers with incorporating the Tennessee ELD Standards into daily instruction of HQIM
- A collection of language features necessary to master the standards
- A planning document that speak to the **teacher's instruction** around the standards

The Crosswalk is not...

- A **replacement** for HQIM or its embedded access points
- A collection of strategies to teach the standards
- A “can-do” document that speaks to the **student's proficiency** at any given level

**ELPA21
Achievement Level
Descriptors
(Reporting Performance
Descriptors)**

Describe what students know and can do by domain based on the assessment.

**ELPA21
Proficiency Level Descriptors**

Help educators plan instruction and measure student progress toward reaching the appropriate proficiency for each level of language acquisition.

Unpacking the ELD and ELA Standards Crosswalks

Language Features

Language Features

Academic
Vocabulary

Language
Functions

Language
Forms &
Structures

Questions &
Sentence
Stems

Language Features

Language
Functions

Language
Forms &
Structures

Questions
& Sentence
Stems

Academic Vocabulary

Lists key academic vocabulary necessary for students to access the content and perform the tasks described in the standard.

It is not the language of the content; instead, it focuses on the language needed to do associated skills or tasks of the standard.

Language Features

Academic
Vocabulary

Language
Forms &
Structures

Questions
& Sentence
Stems

**Language
Functions**

Describes the language actions the students should do through reading, writing, speaking, and listening.

It is how students use language to accomplish the skill or task associated with the academic standard. This helps educators plan explicit instruction around how students use language purposefully.

Language Features

Academic
Vocabulary

Language
Functions

Questions
& Sentence
Stems

Language
Forms &
Structures

Provides examples of grammatical structures, sentence types, or discourse features that are important for performing the skill or task.

This supports teachers in embedding explicit instruction of grammar and language structures into their content lessons.

Language Features

Academic
Vocabulary

Language
Functions

Language
Forms &
Structures

Questions &
Sentence
Stems

Offers sample prompts, question stems, and sentence frames that teachers can use to support student thinking and expression.

These resources help teachers scaffold academic conversations and written responses, promoting both deeper content understanding and stronger language production.

Academic
Vocabulary

Language
Functions

Language
Forms &
Structures

Questions
& Sentence
Stems

Crosswalk

ELD Standard 2 and Sixth Grade English Language Arts

TN ELD Standard		TN ELA Standard					
		FL	L	RL	RI	SL	W
2	Participate in grade-appropriate oral and written exchanges of information, ideas, and analyses, responding to peer, audience, or reader comments and questions					6.SL.CC.1	6.W.PDW.6 6.W.RW.10
TN ELA Standard		Academic Language (Cognates)	Language Functions	Language Forms	Questions and Sentence Stems		
6.SL.CC.1	Prepare for collaborative discussions on 6th grade level topics and texts; engage effectively with varied partners, building on others' ideas and expressing one's own ideas clearly.	discuss (<u>discutir</u>) collaborate (<u>colaborar</u>) express (<u>expresar</u>) clarify (<u>clarificar</u>) respond (responder)	participate in group discussions express opinions clearly build on others' ideas clarify points respond to peer comments and questions	use of transition words <i>e.g., First, In addition, Furthermore, However</i> question word <i>e.g., Who, What, Where, When, Why, How</i> <i>"What do you think about...?" "How does this relate to...?"</i> complex sentences <i>e.g., "I agree because..." "I see it differently because..."</i> use of modal verbs <i>e.g., could, should, would</i>	Questions "What do you think about this idea?" "Can you say more about your opinion?" "How does your idea connect to what ___ said?" "Why do you agree or disagree?" "Can you explain your reasoning?" Sentence Stems "I agree with your idea because ____." "I would like to add that ____." "My opinion is ____ because ____." "That reminds me of ____."		

Using the ELD & ELA Standards Crosswalk To Drive Strong Instructional

A Planning Resource

Educators can consult the grade level matrix and concordance to identify which **ELD standards** align with the academic standard and content objective in the lesson during intellectual preparation.



The Crosswalk Can Help Teachers...

- Create a **language objective** that aligns with the lesson's content objective.
- Anticipate **academic language** not explicitly surfaced in the HQIM materials.
- Identify the **language functions** required (e.g., describing, explaining, justifying).
- Prepare mini lessons for explicit teaching of **language forms** to meet the objective.
- Plan **questions or sentence frames** that support students' ability to do the task or skill.

Using the ELD & ELA Standards Crosswalk

In Professional Learning
Communities (PLCs)

During PLCs

Educators can use the Crosswalk to identify the academic vocabulary, language forms and functions expected in the HQIM task and consider how students at different proficiency levels might access the task. This tool helps ensure all students access and engage in the same HQIM task, but with scaffolded linguistic access points rooted in the demands of the academic and language standards when analyzing student responses.



The Crosswalk Can Help Teachers...

- Plan **scaffolds** or additional **access points** for students at entering, emerging, or developing stages of English proficiency and based on individual student work analysis when coupled with ELPA21's Reporting Performance Level Descriptors, and/or the student's Instructional Learning Plan (ILP).
- Match **questions and sentence frames** to vocabulary supports and discourse routines that make content engaging while pushing language growth.
- Use **Spanish cognates** to inform targeted academic vocabulary instruction for Spanish-speaking ELs.

Using the ELD & ELA Standards Crosswalk In Checks for Understanding

Formative Assessment

Content

Goal: Understand how well students are learning grade-level *concepts, skills, and ideas*.

What You're Looking For:

Conceptual understanding

Problem-solving

Use of evidence or reasoning

Application of skills (e.g., summarizing, analyzing, comparing)

Language

Goal: Monitor how well students are developing English across the four domains (listening, speaking, reading, writing).

What You're Looking For:

Use of academic vocabulary

Sentence structure and grammar patterns

Discourse features (e.g., transitions, precision, clarity)

Growth in fluency and complexity

As a Check for Understanding

Educators can use the Crosswalk as a valuable resource for planning academic discourse and writing tasks and designing formative assessments that are accessible, engaging, and linguistically supportive for English learners.



The Crosswalk Can Help Teachers...

- Embed targeted **question stems and sentence frames** into instructional routines (e.g., turn-and-talks, quick writes, etc.) to support student expression and scaffold productive academic language use.
- Prepare scaffolded discussion protocols, writing prompts, or exit ticket **sentence frames** that align with both content and language goals.

ELD Standards Task Force



TN ELD Standards Task Force

Sweety Anand, Ed.S.
Lorie Bane
Dr. Jennifer Beavers
Penny Bowman
Amanda Boyd
John Bowyer
Alice Brown
Dr. Jessica J. Brown
Dr. Sarah Chumney, NBCT
April Davis, Ed.S.
Emily C. Davis
Jenna Davis
Kristina Danko, Ed.S.

ESL Math Teacher
ESL Instructional Coach
High School Mathematics Specialist
ESL Instructional Specialist & Migrant Liaison
ELA/ESL Teacher
EL Program Coordinator
ESL Coordinator
EL Data Coach
ESL District Coordinator
EL Coordinator/Teacher
ESL Support Specialist
EL Coach
ESL Specialist

Rutherford County Schools
Sevier County Schools
Anderson County Schools
Putnam County Schools
Lenoir City Schools
Tennessee Public Charter School Commission
Putnam County School District
Metro Nashville Public Schools
Murfreesboro City Schools
Claiborne County Schools
Rutherford County Schools
Metro Nashville Public Schools
Rutherford County Schools



TN ELD Standards Task Force

Melissa Delahunty
Dr. Max Allen Diggs, Jr.
Dr. Rebecca Doxsee
Victoria Duff
Theodore Fuller, PhD
Tabatha Gouger, M.Ed.
Ivrea Hill
Dr. Allie Hinson
Dr. Hannah Hopper
Stephanie Livengood
Dr. Susan Loveless
Ann Matanakilagi

ESL Instructional Advisor
ESL Coordinator
Coordinator of Academic Access
ESL Teacher
ESL Supervisor
ESL Teacher
Biology and ESL Teacher
ELA/ESL Teacher
ESL Program Coordinator
ESL Teacher
Elementary Math Specialist/Instructional Coach Supervisor
ESL Teacher

Memphis-Shelby County Schools
Johnson County Schools
Hamilton County Schools
Rutherford County Schools
Germantown Municipal School District
Marion County Schools
Memphis-Shelby County Schools
Sumner County Schools
Hamblen County Schools
Lenoir City Schools
Rutherford County Schools
Williamson County Schools



TN ELD Standards Task Force

Casey Minshall

Donna M. Neary, Ed.S.

Isormari Pozo

Andrew Raney

Erica Rayburn

Schlynda Robinson, M.Ed.

Angela Rood

Devon Scott

Dr. Christine Tennyson

Candice Walls

Dr. Jan Zuehlke

EL Coordinator

ENL Specialist

Instructional Coach

Lead ESL Teacher

High School ENL Content Lead

ESL Teacher

ESL Teacher & ESL Program Coordinator

Secondary Lead Literacy Coach

ESL Teacher

ESL Teacher

ESL High School Instructor, Career & Community Liaison

Metro Nashville Public Schools

Hamilton County Schools

Rutherford County Schools

Rutherford County Schools

Hamilton County Schools

Rutherford County Schools

Dyersburg City Schools

Metro Nashville Public Schools

Rutherford County Schools

Rutherford County Schools

Washington County Schools

EL Contacts

- **Raven Cleveland,**
Manager of English Learner Strategy, Division of Special Education and Student Supports
 - Raven.Cleveland@tn.gov
- **Hannah Gribble,**
Title III and Migrant Education Program Grant Manager, Federal Programs & Oversight
 - Hannah.Gribble@tn.gov
- **Haley Richardson,**
Director of Intervention, Division of Special Education and Student Supports
 - Haley.Richardson@tn.gov
- **Joann Runion,**
Senior Director of Student Supports, Division of Special Education and Student Supports
 - Joann.Runion@tn.gov
- **Nancy Williams,**
Special Populations Manager, Office of Districts and Schools
 - Nancy.E.Williams@tn.gov

2025
FEDERAL
PROGRAMS
INSTITUTE

MEMPHIS ★
TO
BRISTOL ★


Federal Programs
Driving Local Change

Please share your session feedback



You may access the PD Survey by navigating here:

<https://forms.office.com/r/sbRAwQUV0d>



Up Next...

Click one of the links below to seamlessly join the next session of your choice.

2:00-3:10 p.m. ET 1:00-2:10 p.m. CT	A Guide to Internal Controls Holly Kellar, Jill Lewis, Joshua Dehnz
	Title II, Strategic Planning with Funds Michelle Harless
	Crossroads of ESSA Implementation: Flexibilities and Waivers Debby Thompson



Thank You!



Permission is granted to use and copy these materials for non-commercial educational purposes with attribution credit to the "Tennessee Department of Education". If you wish to use the materials for reasons other than non-commercial educational purposes, please contact the office of general counsel at (615) 741-2921.

